

## Wind Cone

### Compliances:

- ICAO: Annesso 14 - Volume I
- FAA : AC150/5345-27

### Manuals:

- Instruction Manuals: **UT-MT-0451** (MV240), **UT-MT-0072** (MV400), **UT-MT-0069** (MV800)



### Applications:

A wind cone visually indicates prevailing wind direction at a particular location on an airfield or heliport.. Wind cones are commonly supplied with a single obstruction light and four floodlights to illuminate the windsock. The customer may select lighting and windsock colour.

### Features:

**WINDSOCK:** is made of lightweight synthetic fabric as a truncated cone, in the following sizes:

- Model 800: Ømax 0.90 m, Ømin 0.45 m, 3.75 m long, height of the sock center above the ground 5.40 m
- Model 400: Ømax 0.60 m, Ømin 0.30 m, 2.40 m long, height of the sock center above the ground 3.35 m
- Model 240: Ømax 0.45 m, Ømin 0.20 m, 2.50 m long, height of the sock center above the ground 2.05 m.

The socks are available in different colours:

- orange or red and white (stripes) (Models 800 and 400)
- orange, white or yellow (Model 240).

**REVOLVING FRAME:** an aluminium pipe with a robust aluminium structure, holding the wind sock open; it is mounted on roller bearings for free rotation.

**OUTSIDE LIGHTING ASSEMBLY:** when required, it consists of a supporting pipe with a connection box on the top, which four steel arms are fixed to, ending with lampholders. The lamps are in the following ratings:

- Model 800: 180 W, 220 V, E 27 base, 2000 hour rated life
- Model 400: 90 W, 220 V, E 27 base, 2000 hour rated life
- Model 240: 60 W, 120 V, E 26 base, 2500 hour rated life.

**OBSTRUCTION LIGHTING:** (only for lighted wind cone versions) if required, on the top of the wind cone, for models 800 and 400, a single or double obstruction light, with 60 W, 220-240 V lamp(s), E 27 base, 8000 hour rated life. As option it is possible to require lamp(s) rated 100 W.

The model 240 mounts only a single obstruction light, with 116 W, 120V lamp, E 26 base, 8000 hour rated life or 100 W, 230 V lamp, E 27 base, 8000 hour rated life.

All the models can be equipped with LED obstruction fittings. The power consumption of a single light is 12 VA and the rated life exceeds 60000 hours

### How to Order:

To the basic part number add the model, the lighting configuration, the windsock colour and the eventual obstruction light.

If required, any option can be added.

Order the threaded anchoring rods separately.

**MV800 - L - B - 2LR - xx**

#### Type:

MV = not-frangible mounting pole  
MVF = frangible mounting pole (only models 800 and 400)

#### Model:

800 = Airport Wind Cone  
400 = Heliport Wind Cone  
240 = Airport/Heliport Wind Cone (FAA L-806 lightweight)

#### Lighting Code:

D = Without Outside Lighting Assembly  
L = Outside Lighting Assembly

#### Windsock Colour:

B = Red and White Striped Sock (only models 800 and 400)  
O = Orange Sock  
Y = Yellow Sock (only model 240)  
W = White Sock (only model 240)

#### Obstruction Light:

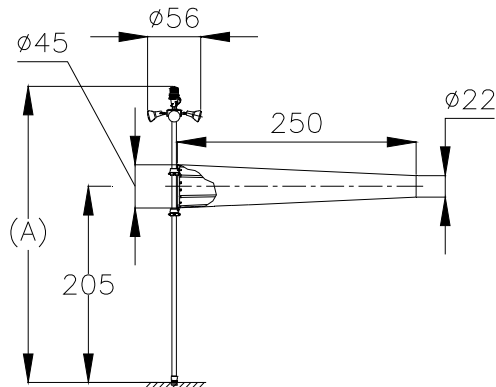
NO = Without Obstruction Light  
1R = Single Obstruction Light  
2R = Double Obstruction Light (only models 800 and 400)  
1LR = Single Obstruction LED Light  
2LR = Double Obstruction LED Light (only models 800 and 400)

#### Opzioni :

LD = Lowering device (always provided for MV800 model, to be specified for 400 model only)  
SL = Lamp(s) rated 100W instead of 60W (for obstruction lighting)  
1 = 120 V, 60 Hz power supply (to be specified always for MV240 model only)  
2 = 230 V, 50 Hz power supply (to be specified always for MV240 model only)  
S001 = Outside and Obstruction Lighting powered by series circuit  
S002 = Outside lighting powered by series circuit, Obstruction Lighting powered by parallel circuit  
S003 = Outside and Obstruction Lighting powered by series circuit, including suitable filters in case of single lamp control/monitoring systems using power line communication

### Outline Drawing:

#### MV240 Airport/Heliport Wind Cone (Dimensions in cm)



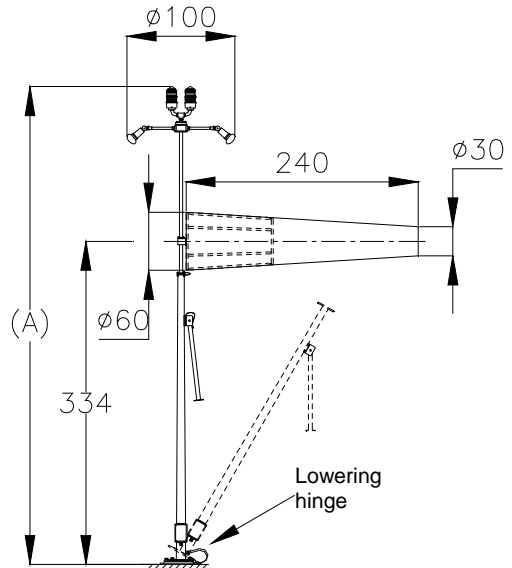
Model Code	Weight [kg]	Overall Height A [cm]
MV240-D	17	237
MV240-L	20	285
MV240-L-1R or 1LR	25	310

**MOUNTING POLE:** polygonal section, is made of steel sheet, complete with base flange. The connection box is fixed to the mounting pole. For 240 model the mounting consists of a galvanized steel pole, 1 1/2 dia., complete with 2"-11 1/2 NPS breakable coupling for frangibility and anchoring flange for proper installation. For MVF type, the mounting consists of a frangible pole of suitable length, compliant to FAA AC 150/5345-45 Specs.

**LOWERING DEVICE:** it permits the lowering of the wind cone for easy and secure maintenance of the lighting assembly and wind sock replacement. The lowering device for MV800 airport model is always included and consists of a mid pole of polygonal section, hinged to the mounting pole. The lowering device for MV400 heliport model, supplied on request, consists of a steel plate which the base flange of the mounting pole is hinged to. The MV240 model is not provided with the lowering device. For MVF type the frangible pole is bottom-hinged to its anchoring flange.

**POWER SUPPLY:** 220V A, 50Hz single-phase. The MV240 model is available for 120V AC, 60 Hz power supply too. On request, the wind cone can be supplied complete with a dedicated panelboard to allow the power supply by a series circuit.

#### MV400 Heliport Wind Cone (Dimensions in cm)



Model Code	Weight [kg]	Overall Height A [cm]
MV400-D	42	365
MV400-L	50	460
MV400-L-1R or 1LR	55	485
MV400-L-2R or 2LR	57	495
Lowering Device	35	

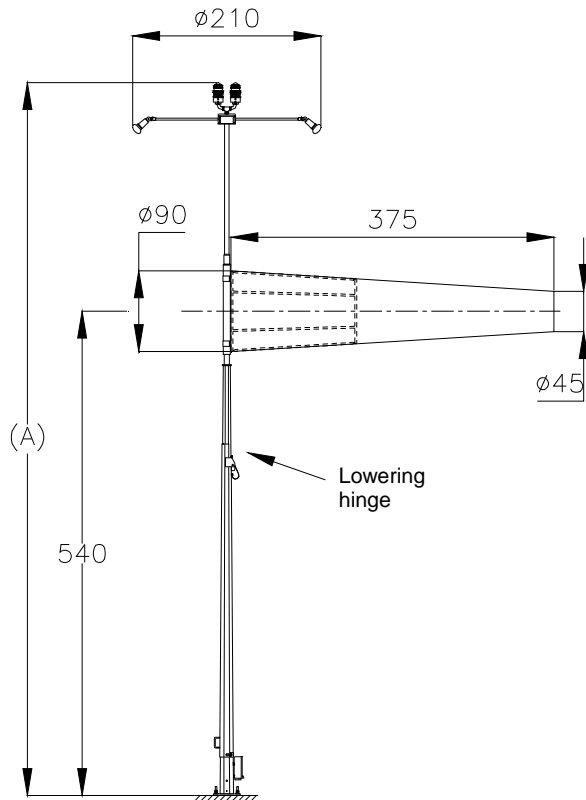
**GROUNDING:** a suitable screw is provided.

**INSTALLATION:** the wind cone has to be installed on a suitable concrete base with cast threaded anchoring rods

### Accessories:

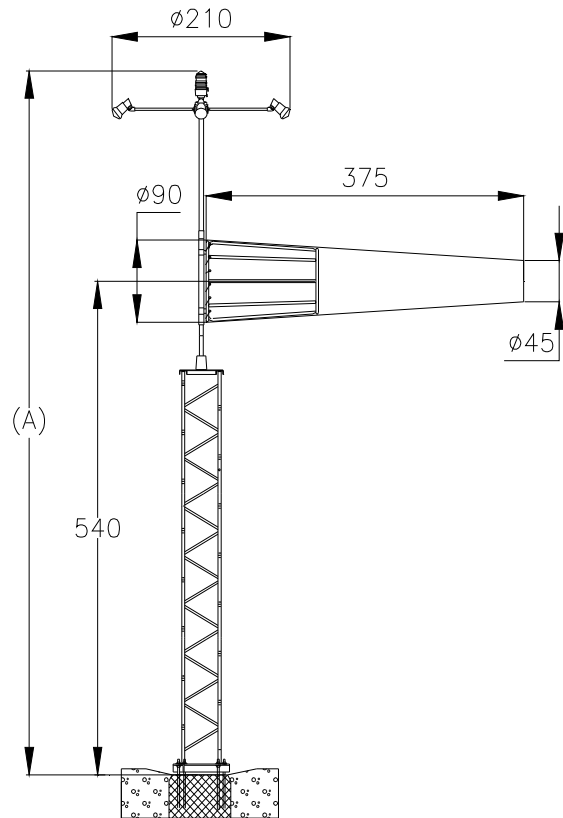
[P/N]	Description
168.2010	Set of threaded anchoring rods with nuts and washers for MV800 airport model
168.1000	Set of threaded anchoring rods with nuts and washers for MV400 heliport model
001.2093	Galvanized steel pipe elbow with upper coupling, 2"-11 1/2 NPS threaded, for MV240 model
332.4185	Jig for outside lampholder aiming for MV800 and MV400 models
332.4190	Jig for outside lampholder aiming for MV240 model

**iMV800 Airport Wind Cone**  
(Dimensions in cm)



Model Code	Weight [kg]	Overall Height A [cm]
MV800-D	105	615
MV800-L	125	760
MV800-L-1R o 1LR	130	785
MV800-L-2R o 2LR	135	795

**MVF800 Airport Frangible Wind Cone**  
(Dimensions in cm)



Model Code	Weight [kg]	Overall Height A [cm]
MVF800-D	180	615
MVF800-L	200	760
MVF800-L-1R or 1LR	205	785
MVF800-L-2R or 2LR	210	795

**Renewal Parts:**

[P/N]	Description
155.9050	Red lens with safety rope and hardware for obstruction light with incandescent lamp (Model 240)
166.4035	Red lens with safety rope and hardware for obstruction light with incandescent lamp (Models 400 and 800)
166.4070	E 27 lampholder with support for obstruction light with incandescent lamp (power supply 230V AC)
166.4080	E 26 lampholder with support for obstruction light with incandescent lamp (power supply 120V AC)
168.1205	Arm with lampholder and cable leads (Model 400)
168.2221	Arm with lampholder and cable leads (Model 800)
168.2100	Red and white striped sock with cord (Model 800)
168.2110	Orange sock with cord (Model 800)
170.1060	Orange sock with cord (Model 400)
170.1160	Red and white striped sock with cord (Model 400)
170.2500	White sock with cord (Model 240)
170.2510	Yellow sock with cord (Model 240)
170.2520	Orange sock with cord (Model 240)

313.6030	Breakable coupling for mounting pole (Model 240)
334.4175	Stainless steel clamp
335.0110	Insulating disk for E27 lampholder
468.7001	Two-pole fuseholder, size 10.3x38, for lighted wind cone (Models 800 and 400)
479.0137	Transfer relay for double obstruction light with incandescent lamps
481.0127	Base for transfer relay
487.0212	4A fuse for lighted wind cone connection box (Models 800 and 400)
502.3050	Shunt resistance (for lamps rated 60W 230V)
502.3081	Shunt resistance (for lamps rated 100W 230V)
752.1013	Paste for electrical contacts Carboni 'CONTACTUS' (Model 240)
752.1017	OXS-400 lubricating grease, 100gr (Model 240)
758.2009	O-ring for red lens, for obstruction light with incandescent lamp (Models 800 and 400)
758.2030	O-ring for red lens, for obstruction light with incandescent lamp (Model 240)

---

758.2028 Gasket for outside lighting lampholder  
760.0030 116 W, 120 V lamp, E 26 base, for obstruction light  
760.1345 60 W, 220-240 V lamp, E27 base (long life type) for obstruction light  
760.1480 90W, 220V lamp, E27 base, for outside lighting (Model 400)  
760.1520 100 W, 220-240 V lamp, E27 base (long life type) for obstruction light  
160.1555 135W, 220V lamp, E27 base, for outside lighting (Model 800) (in case of series power supply)  
760.1560 180W, 220V lamp, E27 base, for outside lighting (Model 800)  
760.2874 60W, 220V lamp, E26 base, for outside lighting (Model 240)  
780.0230 E27 lampholder for obstruction light with incandescent lamp  
780.0240 E27 lampholder for outside lighting  
808.0006 Protective lacquer ELECTROLUBE DCA200H (Model 240)



Via 2 Agosto 1980, 11 40016 - S. GIORGIO DI PIANO - BOLOGNA (ITALY)  
tel: +39 051 6656611 - fax: +39 051 6650099  
e-mail: [ocem@ocem.com](mailto:ocem@ocem.com) - web: [www.ocem.com](http://www.ocem.com)